

Notes in Issuance

Programme Limit	R 15,000,000,000
% Notes issued	60.34%
% Notes available for future issuance	39.66%
Total Notes Outstanding - Present Value	R 0
Total Notes Outstanding - Face Value	R 9,051,000,000
Largest daily issuance within reporting cycle - Face Value	R 538,000,000
Number of Series in Issue	37
Maximum Maturity allowed	364 days
Longest Remaining Maturity - Days	110 days
Shortest Remaining Maturity - Days	2 days
Average Maturity - Days	38 days
Conditions Precedent that prevent issue of Notes (Yes/No)	No
Ratings of Notes	Prime -1.za/F1+(zaf)

Facilities

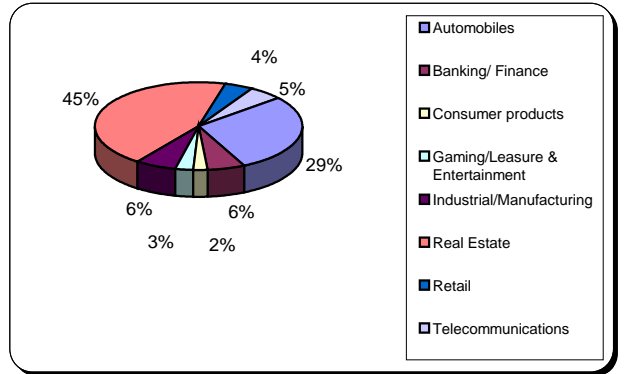
Liquidity	
Minimum Liquidity Commitment	R 9,057,700,000
Amount drawn down	Nil
Programme Wide Credit Enhancement	
Programme Wide Credit Enhancement available	N/A
Programme Wide Credit Enhancement required	N/A
Programme Wide Credit Enhancement drawn down	N/A

Assets - General information

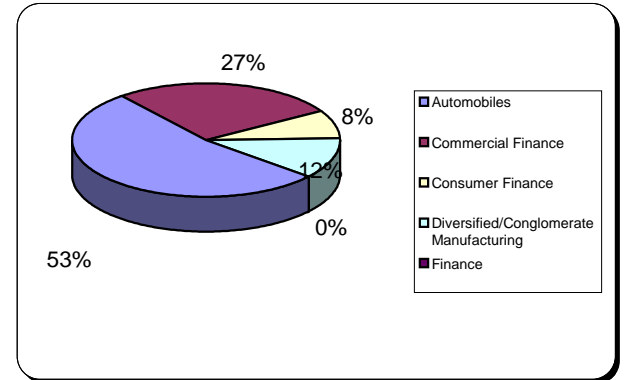
Total Assets - Book Value	R 8,961,747,687
Number of Assets in Program	
<i>Participating Eligible Investment</i>	1
<i>Rated Securities</i>	13
<i>Rated ABS</i>	47
Maximum Legal Maturity	35.92 Years
Expected Average Maturity	3 Years
Largest % of any Participating Asset (Principal Balance)	5.65%

Assets - Details

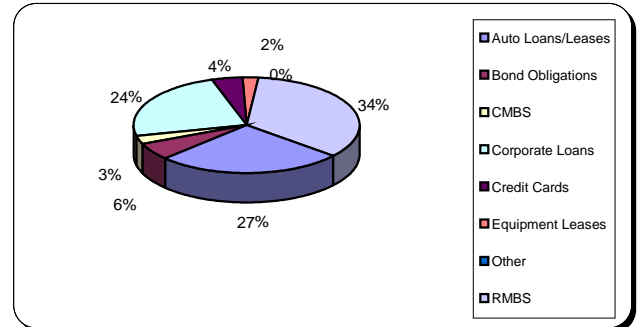
	% of Participating Assets
Industry Category (Fitch)	
Automobiles	29.01%
Banking/ Finance	5.67%
Consumer products	2.35%
Gaming/Leisure & Entertainment	2.82%
Industrial/Manufacturing	6.38%
Real Estate	44.10%
Retail	4.29%
Telecommunications	5.37%
Total	100.00%



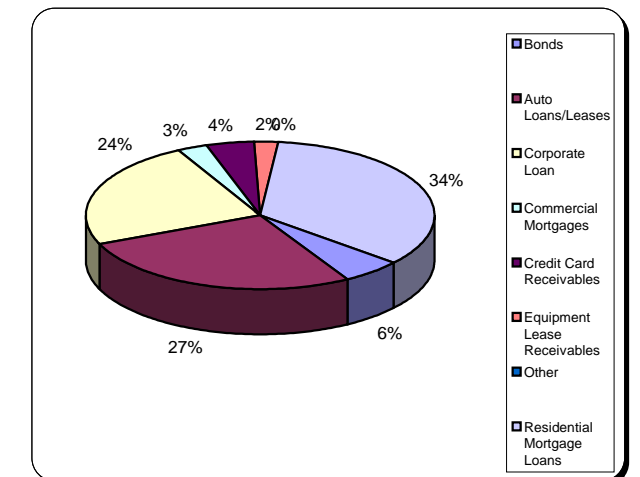
	% of Participating Assets
Industry Category (Moody's)	
Automobiles	29.01%
Commercial Finance	14.84%
Consumer Finance	4.29%
Diversified/Conglomerate Manufacturi	6.38%
Finance	0.02%
Leisure & Entertainment	2.82%
Telecommunications	5.37%
Mortgage Finance	37.26%
Total	100.00%



	% of Participating Assets
Asset Category (Fitch)	
Auto Loans/Leases	26.74%
Bond Obligations	5.65%
CMBS	2.86%
Corporate Loans	23.69%
Credit Cards	4.29%
Equipment Leases	2.35%
Other	0.02%
RMBS	34.40%
Total	100.00%

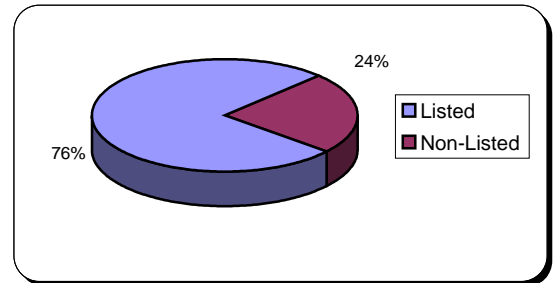


	% of Participating Assets
Asset Category (Moody's)	
Bonds	5.65%
Auto Loans/Leases	26.74%
Corporate Loan	23.69%
Commercial Mortgages	2.86%
Credit Card Receivables	4.29%
Equipment Lease Receivables	2.35%
Other	0.02%
Residential Mortgage Loans	34.40%
Total	100.00%

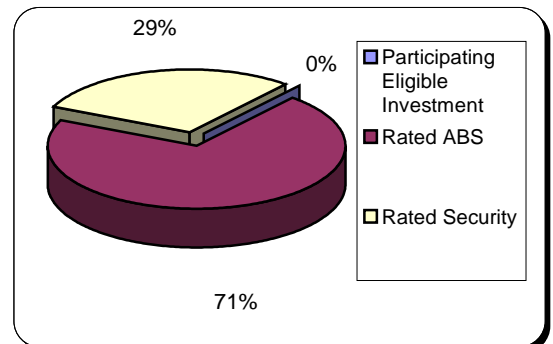


Assets - Details
**% of
Participating
Assets**

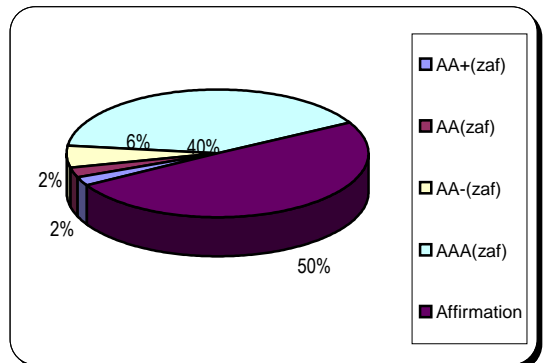
Listed/Non Listed		
Listed		76.29%
Non-Listed		23.71%
Total		100.00%



Asset Type		
Participating Eligible Investment		0.020%
Rated ABS		70.64%
Rated Security		29.34%
Total		100%



Asset Rating (Fitch)		
AA+(zaf)		2.28%
AA(zaf)		2.40%
AA-(zaf)		5.65%
AAA(zaf)		40.01%
Affirmation		49.65%
Total		100%



Asset Rating (Moody's)		
Aaa.za		45.72%
Aa2.za		2.61%
Aa3.za		0.56%
Affirmation		51.09%
Total		100%

