

<b>Notes in Issuance</b>	
Programme Limit	R 15,000,000,000
% Notes issued	59.59%
% Notes available for future issuance	40.41%
Total Notes Outstanding - Market Value	R 8,815,517,743
Total Notes Outstanding - Face Value	R 8,939,000,000
Largest daily issuance within reporting cycle - Face Value	R 661,000,000
Number of Series in Issue	37
Maximum Maturity allowed	364 days
Longest Remaining Maturity - Days	92 days
Shortest Remaining Maturity - Days	8 days
Average Maturity - Days	44 days
Conditions Precedent that prevent issue of Notes (Yes/No)	No
Ratings of Notes	Prime -1.za/F1+(zaf)

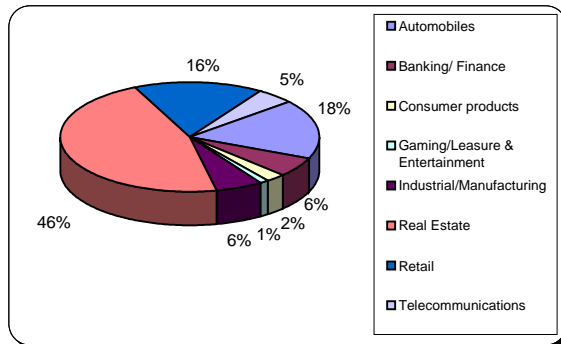
<b>Facilities</b>	
<b>Liquidity</b>	
Minimum Liquidity Commitment	R 8,944,300,000
Amount drawn down	Nil
<b>Programme Wide Credit Enhancement</b>	
Programme Wide Credit Enhancement available	N/A
Programme Wide Credit Enhancement required	N/A
Programme Wide Credit Enhancement drawn down	N/A

<b>Assets - General information</b>	
Total Assets - Book Value	R 8,818,056,069
Number of Assets in Program	
<i>Participating Eligible Investment</i>	1
<i>Rated Securities</i>	12
<i>Rated ABS</i>	49
Maximum Legal Maturity	37.24 Years
Expected Average Maturity	3 Years
Largest % of any Participating Asset (Principal Balance)	5.75%

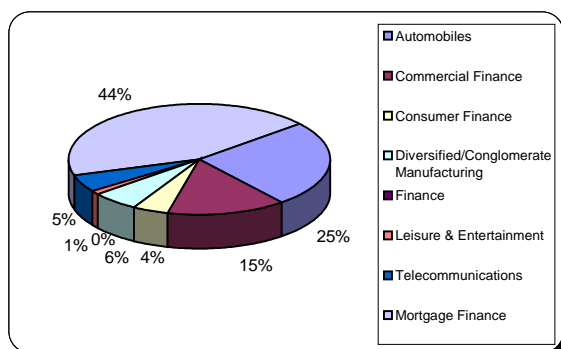
**Assets - Details**

 % of  
Participating  
Assets

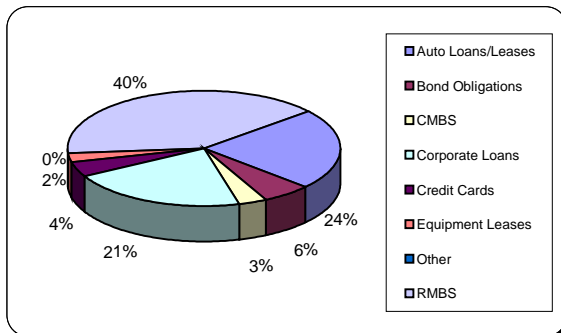
Industry Category (Fitch)		% of Participating Assets
Automobiles		17.57%
Banking/ Finance		5.77%
Consumer products		2.39%
Gaming/Leasure & Entertainment		1.15%
Industrial/Manufacturing		5.94%
Real Estate		46.43%
Retail		15.96%
Telecommunications		4.78%
<b>Total</b>		<b>100.00%</b>



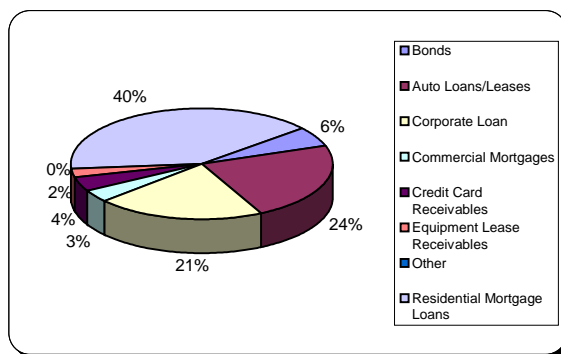
Industry Category (Moody's)		% of Participating Assets
Automobiles		25.30%
Commercial Finance		14.73%
Consumer Finance		4.37%
Diversified/Conglomerate Manufacturi		5.94%
Finance		0.0259%
Leisure & Entertainment		1.15%
Telecommunications		4.78%
Mortgage Finance		43.70%
<b>Total</b>		<b>100.00%</b>



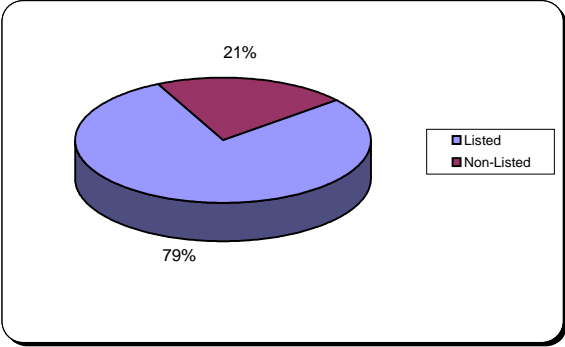
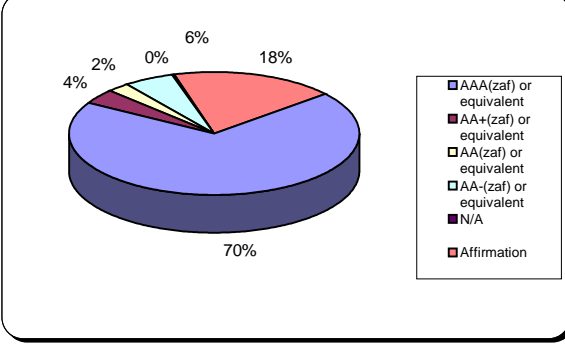
Asset Category (Fitch)		% of Participating Assets
Auto Loans/Leases		22.79%
Bond Obligations		5.75%
CMBS		3.45%
Corporate Loans		20.98%
Credit Cards		4.37%
Equipment Leases		2.39%
Other		0.03%
RMBS		40.25%
<b>Total</b>		<b>100.00%</b>



Asset Category (Moody's)		% of Participating Assets
Bonds		5.75%
Auto Loans/Leases		22.79%
Corporate Loan		20.98%
Commercial Mortgages		3.45%
Credit Card Receivables		4.37%
Equipment Lease Receivables		2.39%
Other		0.03%
Residential Mortgage Loans		40.25%
<b>Total</b>		<b>100.00%</b>



**Assets - Details**

		% of Participating Assets	
<b>Listed/Non Listed</b>	Listed	79.00%	
	Non-Listed	21.00%	
	<b>Total</b>	<b><u>100.00%</u></b>	
<b>Asset Type</b>	Participating Eligible Investment	0.03%	
	Rated ABS	73.25%	
	Rated Security	26.73%	
	<b>Total</b>	<b><u>100.00%</u></b>	
<b>Asset Rating Fitch and / or Moody's</b>	AAA(zaf) or equivalent	69.32%	
	AA+(zaf) or equivalent	4.01%	
	AA(zaf) or equivalent	2.44%	
	AA-(zaf) or equivalent	5.75%	
	N/A	0.03%	
	Affirmation	18.46%	
	<b>Total</b>	<b><u>100.00%</u></b>	