

Notes in Issuance

Programme Limit	R 15,000,000,000
% Notes issued	61.60%
% Notes available for future issuance	38.40%
Total Notes Outstanding - Market Value	R 9,147,210,600
Total Notes Outstanding - Face Value	R 9,240,000,000
Largest daily issuance within reporting cycle - Face Value	R 715,000,000
Number of Series in Issue	42
Maximum Maturity allowed	364 days
Longest Remaining Maturity - Days	151 days
Shortest Remaining Maturity - Days	1 days
Average Maturity - Days	39 days
Conditions Precedent that prevent issue of Notes (Yes/No)	No
Ratings of Notes	Prime -1.za/F1+(zaf)

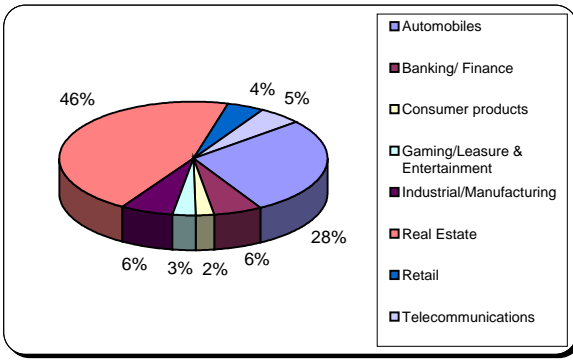
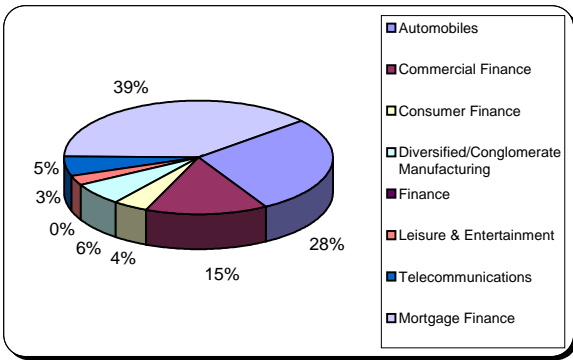
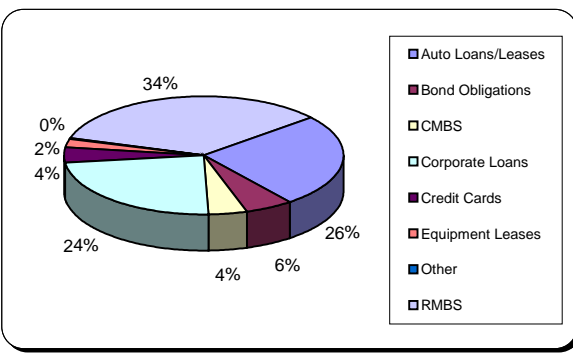
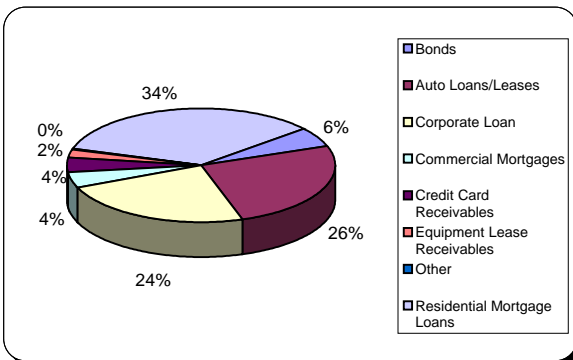
Facilities

Liquidity	
Minimum Liquidity Commitment	R 9,247,100,000
Amount drawn down	Nil
Programme Wide Credit Enhancement	N/A
Programme Wide Credit Enhancement available	N/A
Programme Wide Credit Enhancement required	N/A
Programme Wide Credit Enhancement drawn down	N/A

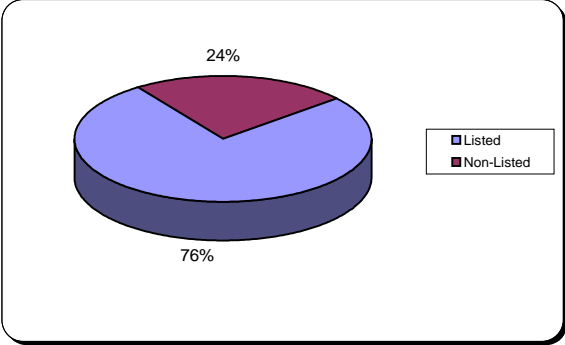
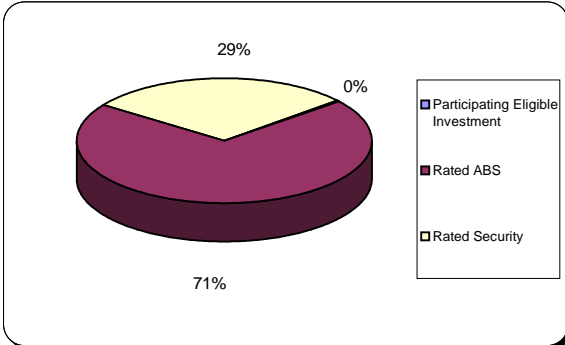
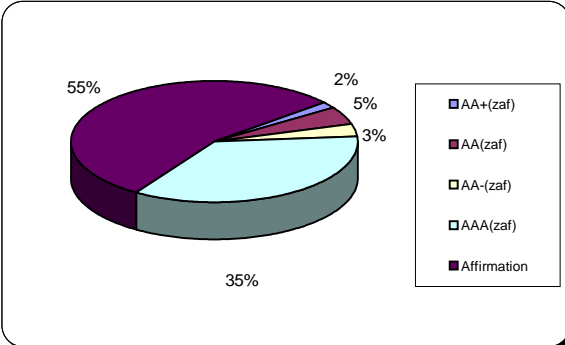
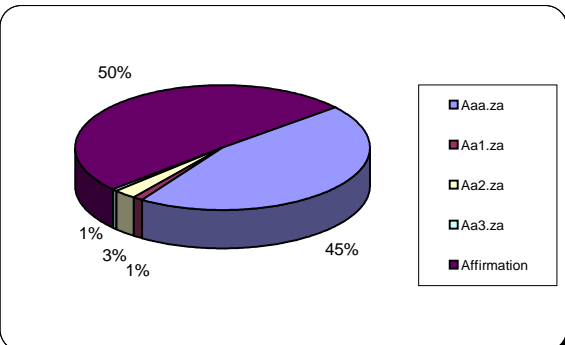
Assets - General information

Total Assets - Book Value	R 9,158,688,351
Number of Assets in Program	
<i>Participating Eligible Investment</i>	1
<i>Rated Securities</i>	13
<i>Rated ABS</i>	49
Maximum Legal Maturity	37.83 Years
Expected Average Maturity	3 Years
Largest % of any Participating Asset (Principal Balance)	5.54%

Assets - Details

		% of Participating Assets	
Industry Category (Fitch)	Automobiles	27.84%	
	Banking/ Finance	5.72%	
	Consumer products	2.31%	
	Gaming/Leisure & Entertainment	2.77%	
	Industrial/Manufacturing	6.33%	
	Real Estate	45.43%	
	Retail	4.21%	
	Telecommunications	5.40%	
	Total	100.00%	
Industry Category (Moody's)	Automobiles	27.84%	
	Commercial Finance	14.59%	
	Consumer Finance	4.21%	
	Diversified/Conglomerate Manufacturi	6.33%	
	Finance	0.18%	
	Leisure & Entertainment	2.77%	
	Telecommunications	5.40%	
	Mortgage Finance	38.69%	
	Total	100.00%	
Asset Category (Fitch)	Auto Loans/Leases	25.54%	
	Bond Obligations	5.54%	
	CMBS	4.44%	
	Corporate Loans	23.53%	
	Credit Cards	4.21%	
	Equipment Leases	2.31%	
	Other	0.18%	
	RMBS	34.25%	
	Total	100.00%	
Asset Category (Moody's)	Bonds	5.54%	
	Auto Loans/Leases	25.54%	
	Corporate Loan	23.53%	
	Commercial Mortgages	4.44%	
	Credit Card Receivables	4.21%	
	Equipment Lease Receivables	2.31%	
	Other	0.18%	
	Residential Mortgage Loans	34.25%	
	Total	100.00%	

Assets - Details

		% of Participating Assets	
Listed/Non Listed	Listed	76.30%	
	Non-Listed	23.70%	
	Total	100.00%	
Asset Type	Participating Eligible Investment	0.18%	
	Rated ABS	70.75%	
	Rated Security	29.07%	
	Total	100.00%	
Asset Rating (Fitch)	AA+(zaf)	1.61%	
	AA(zaf)	4.84%	
	AA-(zaf)	3.23%	
	AAA(zaf)	35.48%	
	Affirmation	54.84%	
	Total	100.00%	
Asset Rating (Moody's)	Aaa.za	45.11%	
	Aa1.za	1.18%	
	Aa2.za	2.56%	
	Aa3.za	0.55%	
	Affirmation	50.42%	
	Total	100.00%	