

Notes in Issuance

Programme Limit	R 15,000,000,000
% Notes issued	61.55%
% Notes available for future issuance	38.45%
Total Notes Outstanding - Present Value	R 9,102,283,029
Total Notes Outstanding - Face Value	R 9,232,000,000
Largest daily issuance within reporting cycle - Face Value	R 570,000,000
Number of Series in Issue	42
Maximum Maturity allowed	364 days
Longest Remaining Maturity - Days	181 days
Shortest Remaining Maturity - Days	8 days
Average Maturity - Days	10 days
Conditions Precedent that prevent issue of Notes (Yes/No)	No
Ratings of Notes	Prime -1.za/F1+(zaf)

Facilities

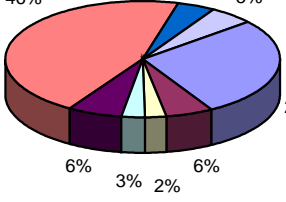
Liquidity	
Minimum Liquidity Commitment	R 9,239,200,000
Amount drawn down	Nil
Programme Wide Credit Enhancement	
Programme Wide Credit Enhancement available	N/A
Programme Wide Credit Enhancement required	N/A
Programme Wide Credit Enhancement drawn down	N/A

Assets - General information

Total Assets - Book Value	R 9,114,965,769
Number of Assets in Program	
<i>Participating Eligible Investment</i>	1
<i>Rated Securities</i>	13
<i>Rated ABS</i>	49
Maximum Legal Maturity	37.91 Years
Expected Average Maturity	3 Years
Largest % of any Participating Asset (Principal Balance)	5.55%

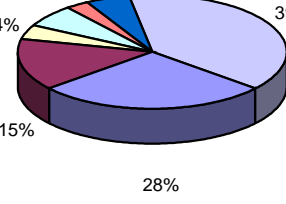
Assets - Details

		% of Participating Assets
Industry Category (Fitch)	Automobiles	27.88%
	Banking/ Finance	5.56%
	Consumer products	2.31%
	Gaming/Leisure & Entertainment	2.78%
	Industrial/Manufacturing	6.34%
	Real Estate	45.50%
	Retail	4.22%
	Telecommunications	5.41%
	Total	100.00%



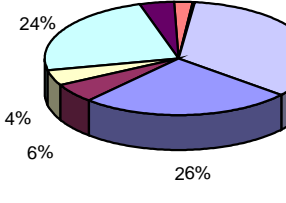
- Automobiles
- Banking/ Finance
- Consumer products
- Gaming/Leisure & Entertainment
- Industrial/Manufacturing
- Real Estate
- Retail
- Telecommunications

Industry Category (Moody's)	Automobiles	27.88%
	Commercial Finance	14.61%
	Consumer Finance	4.22%
	Diversified/Conglomerate Manufacturi	6.34%
	Finance	0.01%
	Leisure & Entertainment	2.78%
	Telecommunications	5.41%
	Mortgage Finance	38.75%
	Total	100.00%



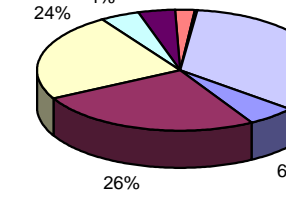
- Automobiles
- Commercial Finance
- Consumer Finance
- Diversified/Conglomerate Manufacturing
- Finance
- Leisure & Entertainment
- Telecommunications
- Mortgage Finance

Asset Category (Fitch)	Auto Loans/Leases	25.59%
	Bond Obligations	5.55%
	CMBS	4.45%
	Corporate Loans	23.57%
	Credit Cards	4.22%
	Equipment Leases	2.31%
	Other	0.01%
	RMBS	34.30%
	Total	100.00%



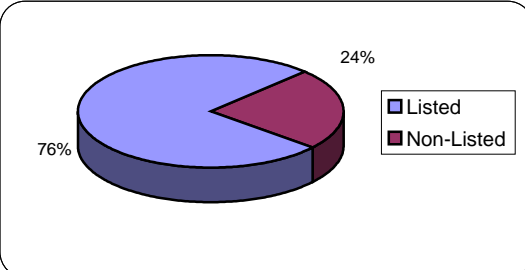
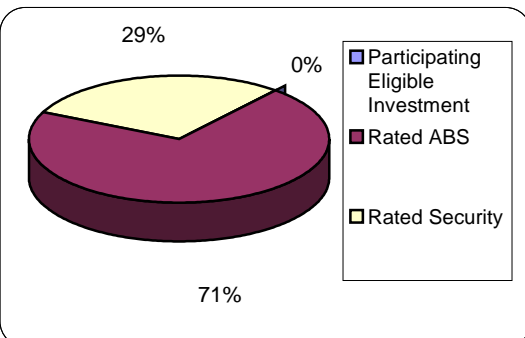
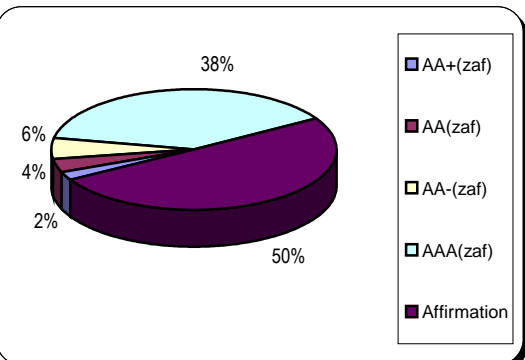
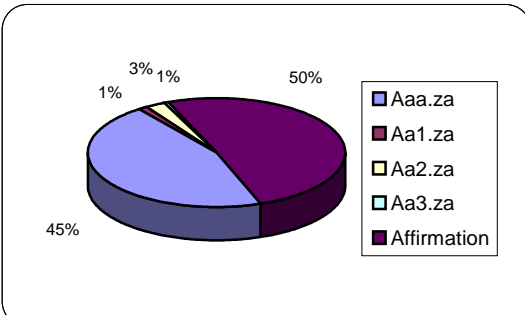
- Auto Loans/Leases
- Bond Obligations
- CMBS
- Corporate Loans
- Credit Cards
- Equipment Leases
- Other
- RMBS

Asset Category (Moody's)	Bonds	5.55%
	Auto Loans/Leases	25.59%
	Corporate Loan	23.57%
	Commercial Mortgages	4.45%
	Credit Card Receivables	4.22%
	Equipment Lease Receivables	2.31%
	Other	0.01%
	Residential Mortgage Loans	34.30%
	Total	100.00%



- Bonds
- Auto Loans/Leases
- Corporate Loan
- Commercial Mortgages
- Credit Card Receivables
- Equipment Lease Receivables
- Other
- Residential Mortgage Loans

Assets - Details

		% of Participating Assets	
Listed/Non Listed	Listed	76.43%	
	Non-Listed	23.57%	
	Total	100.00%	
Asset Type	Participating Eligible Investment	0.006%	
	Rated ABS	70.87%	
	Rated Security	29.12%	
	Total	100%	
Asset Rating (Fitch)	AA+(zaf)	2.30%	
	AA(zaf)	3.53%	
	AA-(zaf)	5.55%	
	AAA(zaf)	38.25%	
	Affirmation	50.36%	
	Total	100%	
Asset Rating (Moody's)	Aaa.za	45.19%	
	Aa1.za	1.18%	
	Aa2.za	2.57%	
	Aa3.za	0.56%	
	Affirmation	50.50%	
	Total	100%	